

## CODE NUMBER

3346097

## DESCRIPTION

Sloan® Deck-Mounted Foam Soap Dispenser, Polished Chrome Finish

## DETAILS

- Finish: Polished Chrome (CP)
- Power Type: Battery
- Height: 4 3/10" (109mm)
- Width: 2" (51mm)
- Depth: 5 3/5" (137mm)
- Maximum Deck Thickness: 2" (51mm)
- Sensor Type: IR

## FEATURES

Sensor Activated, Electronic, Chrome Plated Die Cast Body, Hand Washing Foam Soap Dispenser with the following features:

- Modular one-piece construction easily attaches to deck surface
- All electronics in spout are sealed
- Designed for drip free foam dispensing operation
- Motor Assembly suspended under counter connected to soap dispenser spout
- Motor Assembly rotates 360 degrees for easy installation
- Battery life of 45,000 activations
- 1,500 dispenses per foam soap bottle
- Ships with 2 bottles of non-scented, non-colored foam soap (1500ml per bottle)
- Additional foam soap can be purchased through Sloan (ESD-325) or GOJO distribution (8565-04-N6300GN)
- Ships with battery pack (4 "D" Alkaline batteries included)
- Sensor range – nominal 5"
- GFI outlet suggested per code
- 120V/15 Amp
- Optional AC adaptor can be purchased separately (part number 0346090)
- Select the ESD-801 to combine ESD-800 soap dispenser, 2 bottles of soap and the EBF-85-4 faucet

## SOAP REFILLS

- ESD-325 (1500mL)

## VIDEOS

- ▶ PVD Special Finishes



## COMPLIANCES & CERTIFICATIONS



(ADA Compliant, WELL Building Standard)

## RECOMMENDED SPECIFICATION

Sloan Foam Soap Dispenser model number ESD-800. Chrome Plated Dispenser. Supplied with 2 bottles of 1500ml soap.

## DOWNLOADS

- [ESD Series Installation Instructions](#)
- [ESD-500/600/700/800/1500/2000/2100 Repair and Maintenance Guide](#)
- [Additional Downloads](#)

## NOTES

All information contained within this document subject to change without notice.

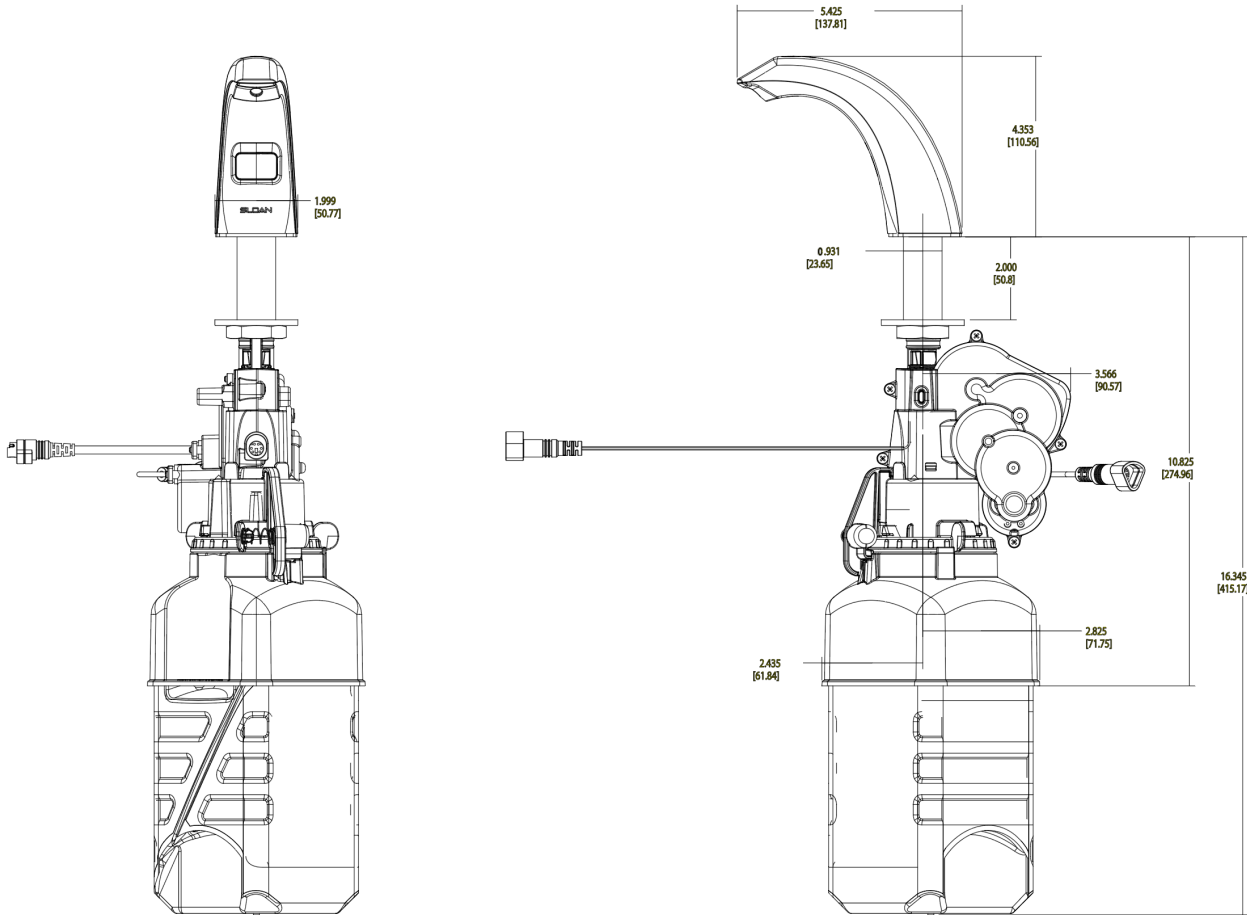
## WARRANTY

[View Warranty Information](#)



**Sloan 10500 Seymour Ave, Franklin Park, IL 60131**

Phone: 800.982.5839 • Fax: 800.447.8329 • [sloan.com](http://sloan.com)

ROUGH-IN



MATCHING FAUCETS

|   | Name   | Description  |                                |
|---|--------|--|--------------------------------|
|  | ETF-80 | Optima® Hardwired-Powered Deck-Mounted Mid Body          | <a href="#">View more info</a> |
|  | EBF-85 | Optima® Battery or Turbine-Powered Deck-Mounted Mid Body | <a href="#">View more info</a> |